

Instructions to Apply for Transportation tender

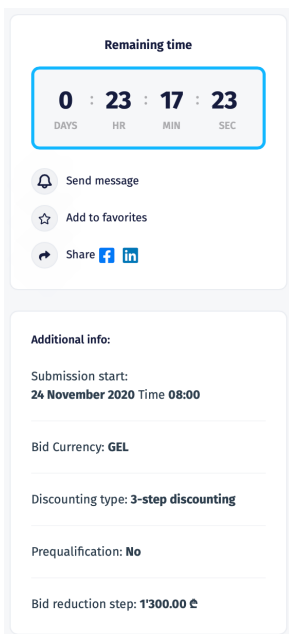
In order to apply for E-Tender, company needs to be registered on procurement web-page www.tenders.ge

E-Tender consists of 5 informational tabs.

- Description
- Questions
- Proposal
- Results
- Messages

1. Description

In the description tab you can find short information about the tender content and requirements. Full tender documentation can be downloaded from the attached files at the bottom of the announcement text.



On the right side of the page you can view the counter that shows deadline of submitting the offer for the current tender.

Additional information shows:

- Bid submission start time;
- Bid Currency
- Discounting Type: No Discounting, 3 Step Discounting, Reverse/Forward Discounting;
- Prequalification option;
- Bid reduction Step (If discounting is enabled).
- Max/Min Bid Ammount (If required)

2. Questions

In the following tab companies have possibility to ask questions directly to the procurer representative and receive the answer in the system. In order to use the following tab, user needs to be signed in. Questions asked by the company as well as the received answers are visible for all users, however the author of the question is hidden even for the procurer.

The screenshot shows a navigation bar with three tabs: 'Description', 'Questions' (which is highlighted with a red border), and 'Proposal'. Below the navigation bar is a blue header with the word 'Questions'. Underneath the header is a light gray box containing a text input field with the placeholder text 'Your question' and a blue 'Send' button to its right.

3. Proposal

Sign In

The 'Sign In' form consists of two input fields: 'Email' and 'Password'. The 'Password' field has a 'Recover' link to its right. Below the input fields is a checkbox labeled 'Remember me'. At the bottom of the form is a large blue button labeled 'Login'.

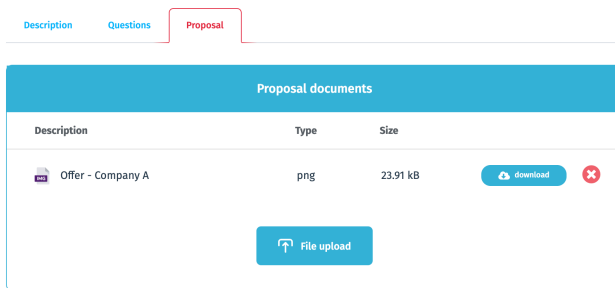
Don't have an account yet? [Sign up](#)

In order to apply for the tender, user should be signed in. In case your company is not registered on our web-page, please proceed with “**Sign Up**” button.

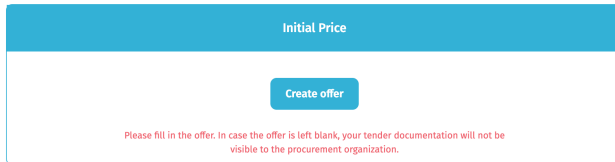
The screenshot shows a navigation bar with three tabs: 'Description', 'Questions', and 'Proposal' (which is highlighted with a red border). Below the navigation bar are two main sections. The first section has a blue header 'Proposal documents' and a blue button with an upload icon and the text 'File upload'. The second section has a blue header 'Initial Price' and a blue button labeled 'Create offer'. Below the 'Create offer' button is a red warning message: 'Please fill in the offer. In case the offer is left blank, your tender documentation will not be visible to the procurement organization.'

After signing in, you can upload your offer from the “**Proposal**” tab.

Note: Uploading the documentation is not mandatory, however the bid must be submitted by pressing “**Create Offer**” button.

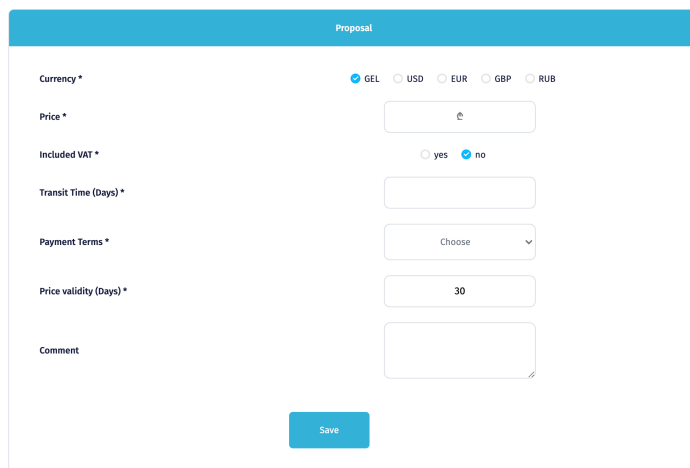


In case you would like to delete uploaded file, press button “X”.

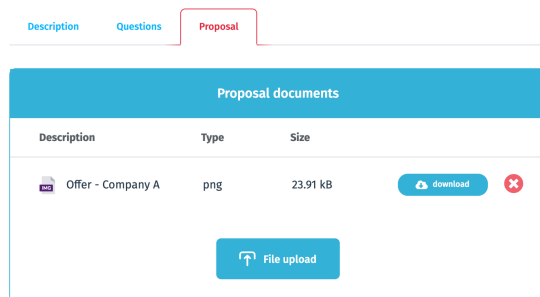


Proposal consists of several fields:

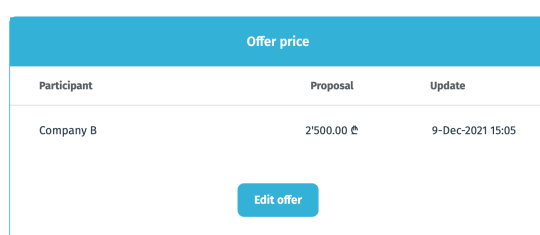
- Currency - Choose currency in case it is not fixed.
- Price - Indicate your price.
- Included VAT - Prices should be without VAT. This field is fixed and does not require any action.
- Transit Time (Days) - Indicate transit time.
- Payment Terms - Choose desired term from the given options.
- Price Visibility (Days) - Price should be valid for 30 days by default. However you can change it if required.
- Comment - This is not mandatory field and can filled when



After filling in all the required fields, please press button “Save”.



After saving the initial proposal, your bidding documents are successfully stored in the system.



You are free to amend the offer or add/remove documents before the deadline.

5. Messages

After the tender deadline has passed, tab for messaging is enabled. During the evaluation period procurer and supplier can communicate using messaging tab, so all the exchanged files and information are stored in the system.

The screenshot shows a web interface with a navigation bar at the top containing tabs: Description, Questions, Proposal, Results, and Messages (highlighted in red). Below the navigation bar is a 'Messages' section with a table and a chat area.

Participant	Proposal	Status
▼ Company A	800.00€	Sent

The chat area shows two messages:

- Message 1 (Grey bubble):** Sent by Company A on 9-Dec at 16:30. Text: "Please upload the quality certificate of the offered goods."
- Message 2 (Blue bubble):** Sent by the procurer on 9-Dec at 16:31. Text: "Please kindly review the certificate attached." Below the text is a PDF attachment icon labeled "CertificateOfCompletion...".

At the bottom of the chat area, there is an input field with the placeholder text "Enter message...", a "Send" button, and an "Upload file" link with a paperclip icon.

* Please note that the communication can be initiated only by procurer representative.

Additional bidding stage

After the submission deadline is reached the tender status becomes "**Evaluation**". During the evaluation process procurer can activate additional bidding stage for the participants. Additional bidding stage remains active for **24 hours** and vendors are able to amend their initial offer.

In case the procurer activates the new bidding stage, vendor receives the following notification by e-mail:

Dear Sir or Madam,

We would like to inform you that your company has participated in the following tender:

Tender title: [T7850 - Tender for the procurement of fuel](#)

Announcer: **Company X**

Announcer has activated price revision button for your company in the above given tender that allows you to edit the offered price from the proposal tab during 24 hours.

Regards,
Tenders.ge Administration

- Vendor can amend his initial offer from the “**Proposal**” tab.
- In order to change the price please press the button “**Edit Offer**”.
- After you have finished editing the offer you can press the button “**Finished editing price**” so procurer can instantly view your new offer.
- In case you will not use the above mentioned button, procurer will automatically see your new bid after the bidding stage has ended.

Note: Please note that participating in the additional bidding stage is not mandatory.

[Description](#)
[Questions](#)
[Proposal](#)
[Results](#)
[Messages](#)

Proposal documents

Description	Type	Size	
Offer - Company A	png	23.91 kB	download ✕

File upload

Offer price

Participant	Proposal	Update
Company A	15'500.00 ₪	13-Dec-2021 13:06

We would like to inform you that the buyer has activated the price revision button for your company. After completion of price editing, please click the button "Finished editing price". Deadline for editing the price: 14-Dec-2021 13:06

Edit offer

 Finished editing price